

Geometrical Seismics

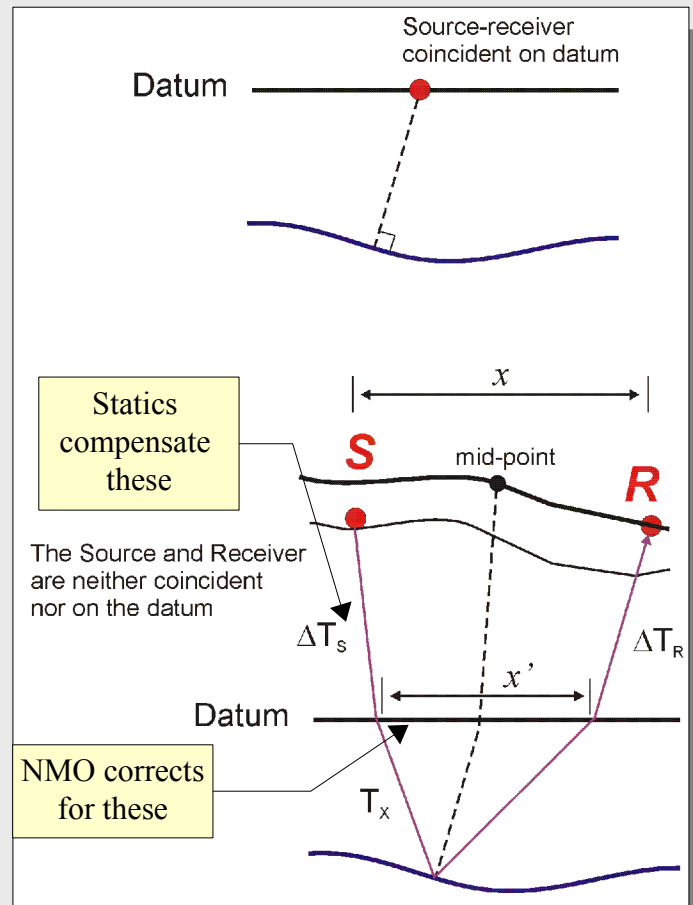
Reflection

- Normal moveout (NMO)
 - Normal moveout correction
 - Dip moveout (DMO)
-
- Reading:
 - › Sheriff and Geldart, Chapter 4.1.

Zero-Offset Section

(The goal of reflection imaging)

- **The Ideal of reflection imaging** is sources and receivers *collocated* on a flat horizontal surface ("datum").
- In reality, however, we record at *source-receiver offsets*, and over complex topography.
- **Two types of corrections** are applied to compensate these factors:

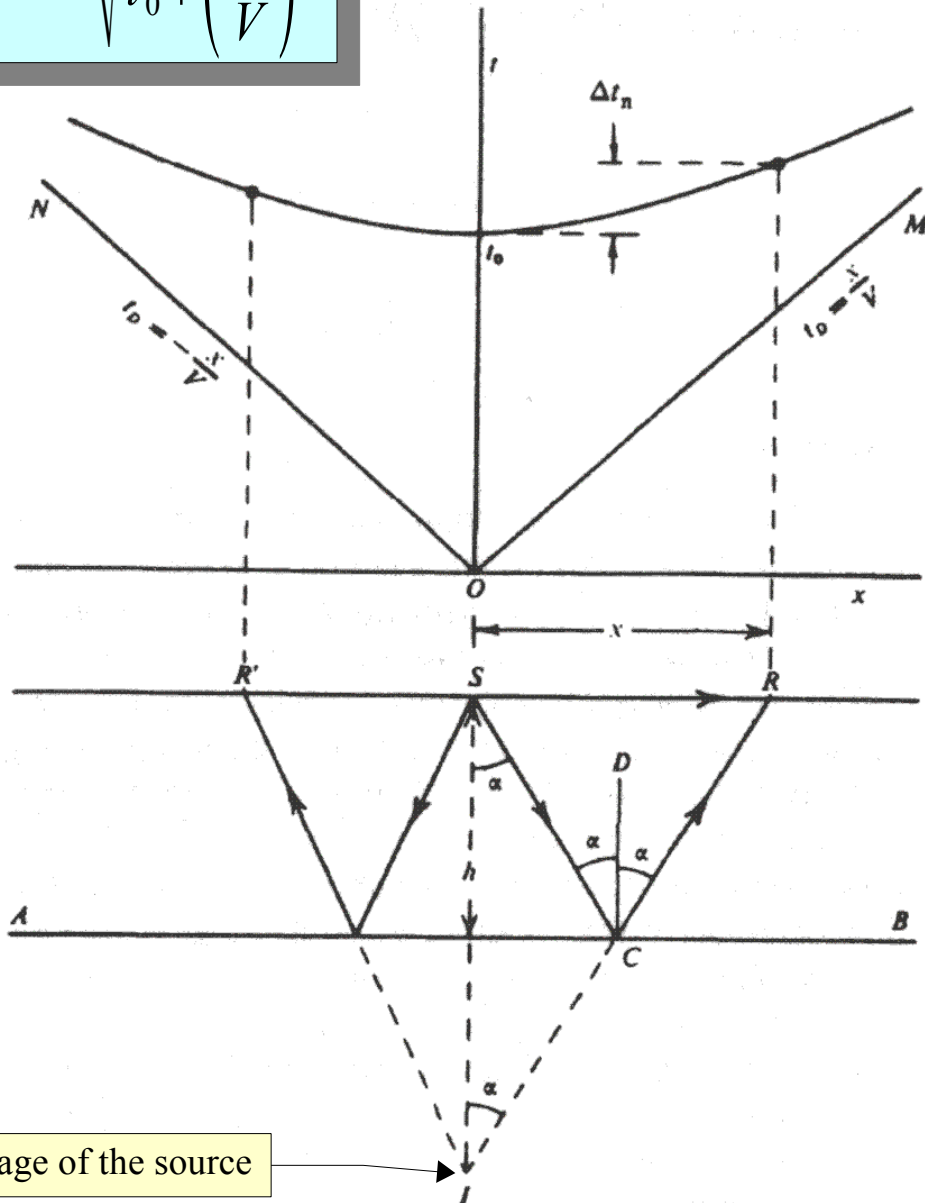


- **Statics** "place" sources and receivers onto the datum;
- Normal Moveout Corrections "transforms" the records into as if they were recorded at collocated sources and receivers.
- **As a result** of these corrections (plus stacking to attenuate noise), we obtain a *zero-offset section*.

Normal moveout

- Symmetrical hyperbola
- Reflected rays propagate as if from a source at depth

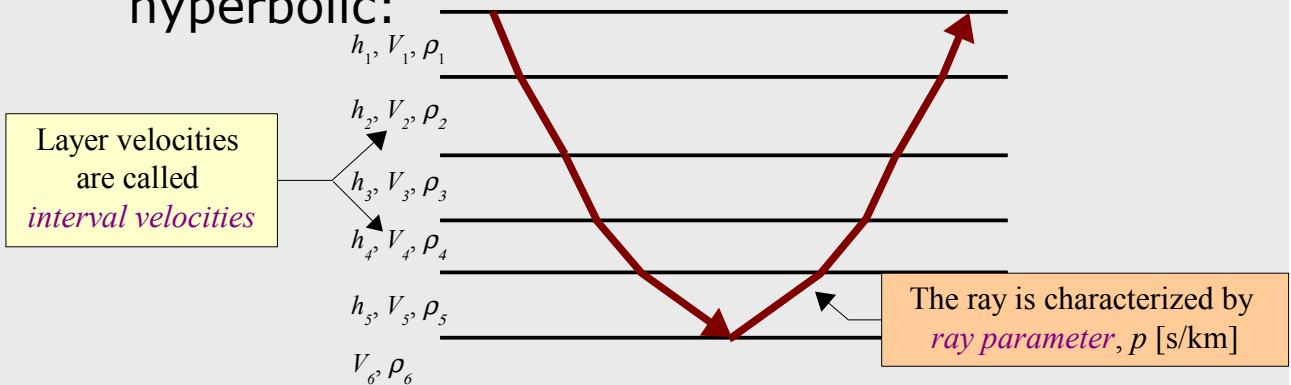
$$t(x) = \frac{\sqrt{4h^2 + x^2}}{V} = \sqrt{t_0^2 + \left(\frac{x}{V}\right)^2}$$



Mirror image of the source

Reflection travel-times (Multiple layers)

- For multiple layers, $t(x)$ is no longer hyperbolic:



- For practical applications (near-vertical incidence, $pV_i \ll 1$), $t(x)$ still can be approximated as:

$$x_n(p) = \sum_{i=1}^n \frac{h_i p V_i}{\sqrt{1 - (pV_i)^2}} \approx p \sum_{i=1}^n h_i V_i \left[1 + \frac{1}{2} (pV_i)^2 \right] \approx p \sum_{i=1}^n h_i V_i,$$

hence:
$$p = \frac{x_n(p)}{\sum_{i=1}^n h_i V_i},$$

$$t_n(p) = \sum_{i=1}^n \frac{h_i}{V_i \sqrt{1 - (pV_i)^2}} \approx \sum_{i=1}^n \frac{h_i}{V_i} \left[1 + \frac{1}{2} (pV_i)^2 \right] = t_0 + \frac{1}{2} p^2 \sum_{i=1}^n h_i V_i$$

$$t_n(x) \approx t_0 + \frac{1}{2t_0} \left(\frac{x}{V_{RMS}} \right)^2$$

- here, V_{RMS} is the RMS (root-mean-square) velocity:

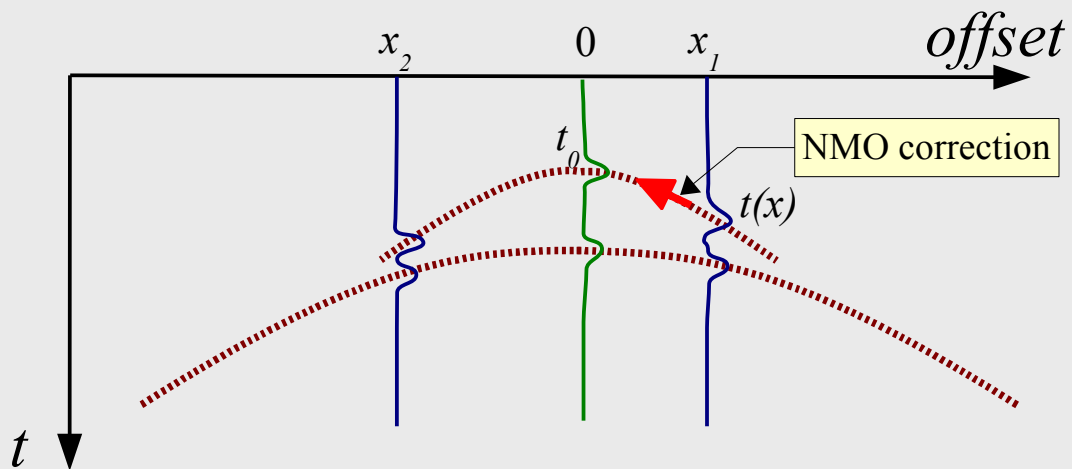
$$V_{RMS} = \sqrt{\frac{\sum_{i=1}^n h_i V_i}{t_0}} = \sqrt{\frac{\sum_{i=1}^n t_i V_i^2}{\sum_{i=1}^n t_i}}$$

Normal Moveout (NMO) correction

- NMO correction transforms a reflection record at offset x into a normal-incidence ($x=0$) record:

$$t(x) \rightarrow t_0 = \sqrt{t^2(x) - \left(\frac{x}{V}\right)^2} \approx t(x) - \frac{1}{2t(x)} \left(\frac{x}{V}\right)^2$$

“Stacking velocity”

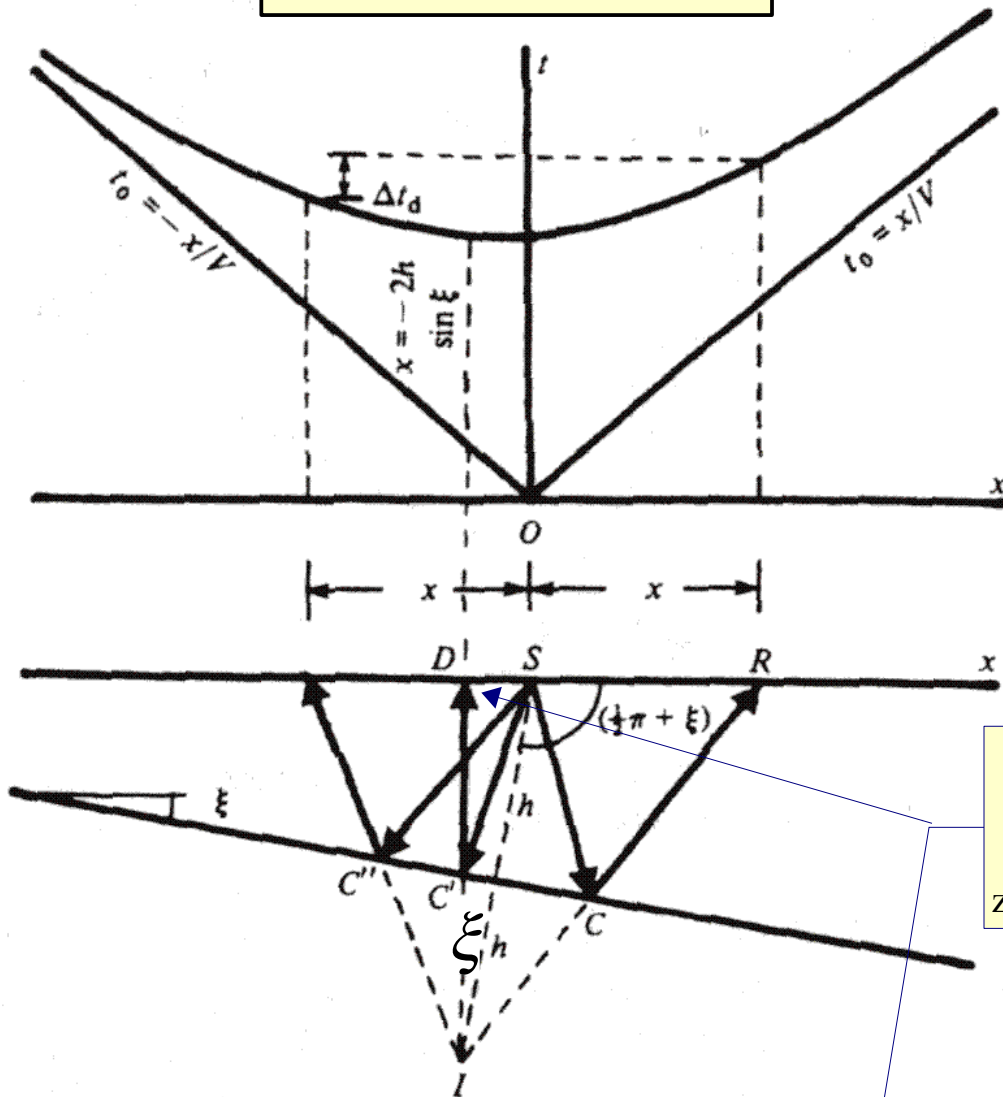


- *Stacking velocity* is determined from the data, as a parameter of the reflection hyperbola that is best aligned with the reflection event
- Note that NMO correction affects the shallower and slower reflections stronger
 - This is called “*NMO stretching*”

Dipping reflector

- Hyperbola of the same shape but with the apex shifted up-dip
- Asymptotically the same moveouts

Common-shot view



t_0 is the minimal time, not the zero-offset time!

$$t(x) = \frac{\sqrt{(2h \cos \xi)^2 + (x + 2h \sin \xi)^2}}{V} = \sqrt{t_0^2 + \left[\frac{(x + 2h \sin \xi)}{V} \right]^2}$$

Dip moveout

- For small offsets ($x \ll h$) and dips ($h \sin \xi \ll x$):

Note: $2h = t_0 V$

$$t(x) = \sqrt{t_0^2 + \left[\frac{(x + 2h \sin \xi)}{V} \right]^2} \approx t_0 \left[1 + \frac{x^2 + 4hx \sin \xi}{2(t_0 V)^2} \right].$$

$$t(x) \approx t_0 + \frac{x^2}{2t_0 V^2} + \frac{x \sin \xi}{V}$$

Apex \approx Zero-offset time

Normal moveout term

Dip moveout term

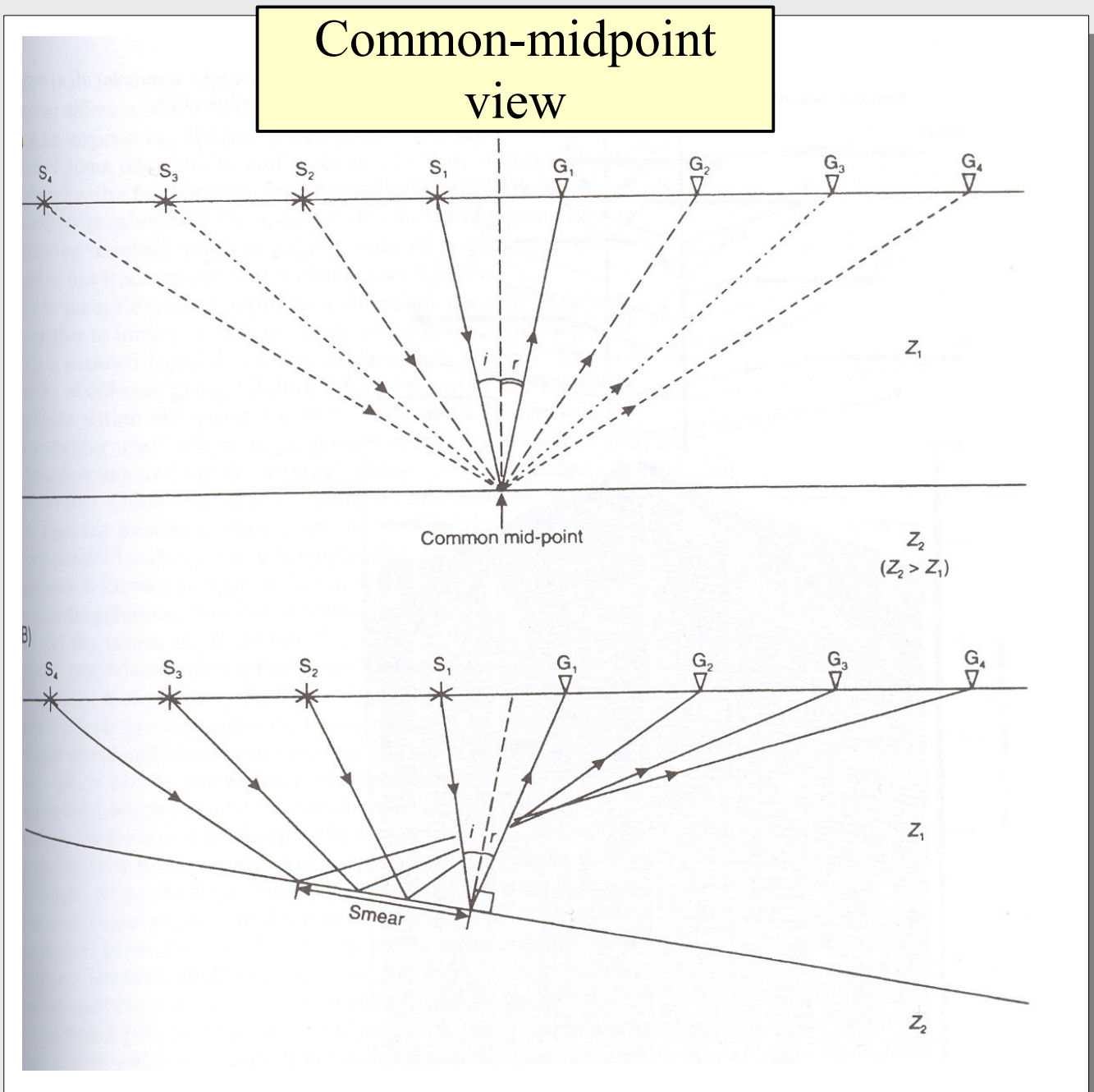
- Reflector dip ξ can be measured from the *dip moveout*:

$$\sin \xi \approx \frac{V}{2} \frac{t(x) - t(-x)}{x} \equiv \frac{V}{2} \frac{t_{\text{Downdip}} - t_{\text{Updip}}}{x}$$

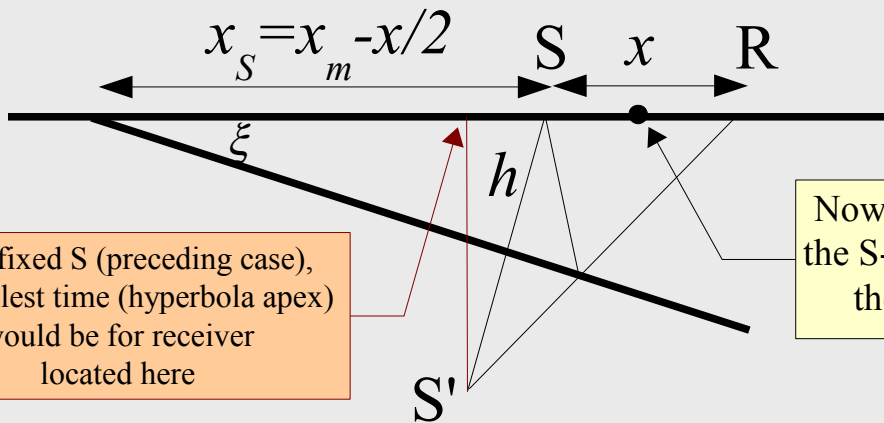
This ratio is also called *Dip Moveout*

Dip moveout in CMP gathers

- The travel-time hyperbola becomes *symmetrical*
- Reflection points are *smear*d up-dip with increasing offset
- Asymptotic velocities *are greater* than the true velocity



Stacking velocity in the presence of dip



For a fixed S (preceding case), the smallest time (hyperbola apex) would be for receiver located here

Now, we we are spreading the S-R apart while keeping the midpoint x_m fixed

- For a fixed x_m , the dependence of the S-R time on the offset x is

$$t(x) = \frac{1}{V} \sqrt{(x + 2h \sin \xi)^2 + (2h \cos \xi)^2}$$

$$t(x) = \frac{1}{V} \sqrt{[x + (2x_m - x) \sin^2 \xi]^2 + [(2x_m - x) \sin \xi \cos \xi]^2}$$

$$t(x) = \frac{1}{V} \sqrt{(2x_m \sin \xi)^2 + (x \cos \xi)^2}$$

CMP Stacking velocity in the presence of dip (*cont.*)

- This equation describes a hyperbola similar to the NMO equation (compare to:

$$t_{NMO}(x) = \sqrt{t_0^2 + \left(\frac{x}{V}\right)^2} \quad):$$

$$t(x) = \frac{1}{V} \sqrt{(2x_m \sin \xi)^2 + (x \cos \xi)^2} = \sqrt{\left(\frac{2x_m \sin \xi}{V}\right)^2 + \left(\frac{x \cos \xi}{V}\right)^2}$$

Zero-offset time

Hyperbolic moveout

- Thus, because of the dip, the effective velocity is increased:

$$V_{Dip} = \frac{V}{\cos \xi}.$$

- This means that when stacking velocities are measured from a CMP gather, dipping reflectors will result in higher velocities (flatter reflection hyperbola)
- As a result, reflectors with conflicting dips cannot be NMO-corrected and stacked accurately.
 - Processing step called **DMO** corrects this problem.